





Crossover Series

With Plug-in Sensor

With plug in sensor and different function options such as PIR sensor, micro-wave sensor, Zigbee+sensor, etc, our Crossover series UFO is the ideal solution to lower inventory, faster stock turnover, cost saver, and more options for end user. It not only lowers the purchasing cost, but also increases customers' competitive advantage.



Plug-in Sensor

Plug in and play

.....
With plug in sensor and different function options such as PIR sensor, micro-wave sensor, Zigbee+sensor, etc, our Crossover series UFO is the ideal solution to lower inventory, faster stock turnover, cost saver, and more options for end user. It not only lowers the purchasing cost, but also increases customers' competitive advantage.
.....



150
LM/W

*Sosen driver and Philips led
are used to reach 150lm/w*

More Energy Saving

More energy saving lighting products are required strongly day by day. And customers pay more attention to the cost saving in a long term run now. Not only higher brightness is a key, but also smart control will save more energy automatically. Our Crossover UFO is the ideal solution to meet customers' need. 150lm/w brightness will save half energy than other competitors, and also the plug-in sensor option will save 40%-60% energy.



UNICORNLITE

VS

OTHERS

Manufacturer	unicornlite	others
Power	150w	200w
Brightness	22500lm	24000lm
Comssumption per month (6H/D, 20D/M)	18 kwh	24 kwh
Constant illuminance saving (day light and micro-wave sensor)	40%-60%	non
Electric charge	0.305\$/kwh	0.305\$/kwh
Device used	100pcs	100pcs
Electric charge per month	\$329.40	\$732.00
Electric charge in 5 years	\$19,764.00	\$43,920.00

More Flexible

It is not only a standard highbay but everything



Sensor Options

Zigbee
Micro-wave Sensor

Zigbee
PIR Sensor

Micro-wave
& Daylight

Zigbee
Daylight Sensor

PIR
& Daylight

Zigbee
Micro-wave + Daylight

Daylight Sensor

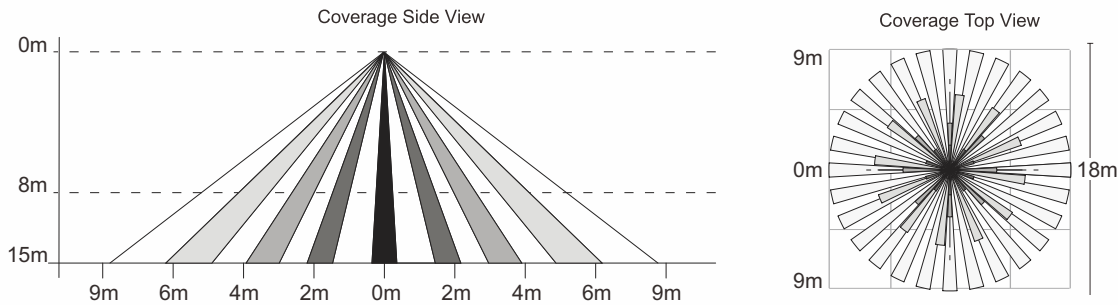
Zigbee
PIR + Daylight

Easy=Money saving

To compare with the sensor highbay and zigbee control, our light is more easy to use, more flexible, and easy installation. This not only lowers the label cost, but also makes marketing more easy and provide more options to end user.



Coverage



Demonstration:

Target-time: 10min
Setpoint on:50lux
Setpoint off:300lux
Waiting Level:50%
Waiting Time: 30mins
Background Level: 10%
Background Time: +∞

Target time

Refers to the time period the lamp remains at 100% illumination after no motion detected.

Waiting Time

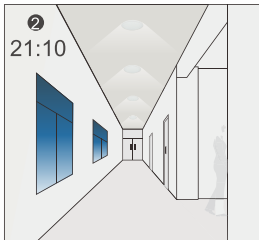
Refers to the time period the lamp remains at a low light level before it completely switches off in the long absence of people.

Waiting Level

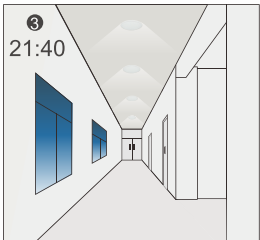
The low light level you would like to have after the hold time in the long absence of people



The light switches on at 100% when there is movement detected.

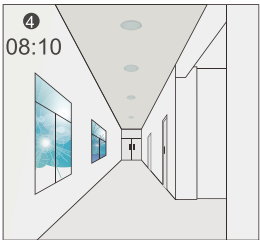


The light dims to 50% waiting level after the hold-time.



The light remains in 10% low dimming level at night.

① → ③ goes in cycle at night ...
100% on when movement detected, and dims to 10% in long absence.



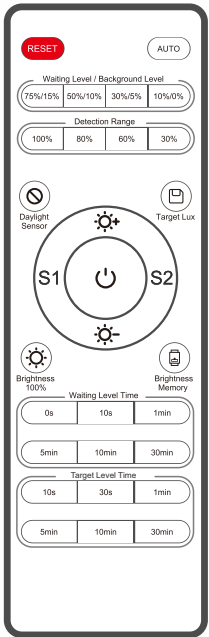
When the natural light level exceeds setpoint off to light, the light will turn off even if when the space is occupied.

NOTE Factory Default Setting:

- Detection range: 100%
- Target Level time: 10mins
- Daylight sensor: off
- Waiting level: 50%
- Waiting level time : 30mins
- Background level: 0%

Re-programmable

Fixed on up to 15meters after installation, the high bay will be not easy to adjust the working program. But the user may not satisfied with the performance and sensitivity or Dim level is needed to adjust for different season. In order to make the extra work easy and no machines are needed, one remote control is provided to re-program the sensor.

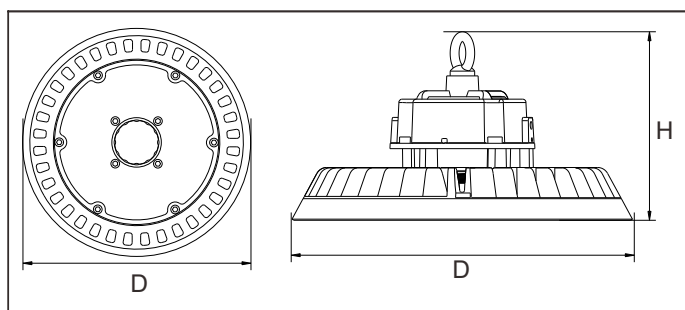


Distance range: 15m
Battery: AAAx2



Features

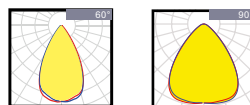
Housing: Die-cast
Thermal Conductivity: 96 W/m·K
Led: Philips
CRI: Ra>80 (90 for option)
SDCM: <6
Power Factor: >0.95
THD: <15
Driver: Sosen
Driver Efficiency: >93%
Protection: OTP, OCP, OVP, SCP
Surge Protection: 4KV
Waterproof: IP65
Impact Test: IK08
Electrical: 100-277V, 50/60Hz
Operating Temperature: -40~60°C
TM21: L80B10>50,000H
Lifetime: 50,000H



Functions

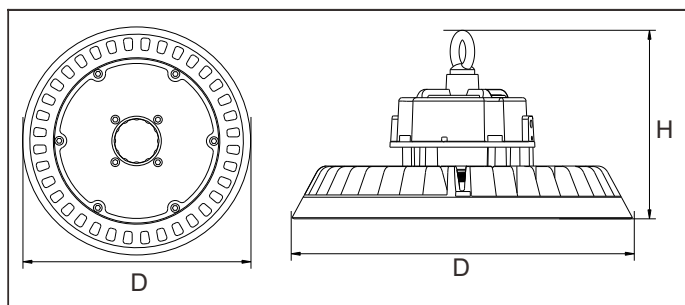
ZigBee · PWM · 0/1~10V · Micro-wave

Optical options:



Model	Watt	Voltage	Lumen	CRI	IP	Dimension
HB100CE0H-PSS	100W	100~277V	15000LM	>80	IP65	D254*H150
HB120CE2H-PSS	120W	100~277V	18000LM	>80	IP65	D309*H156
HB150CE2H-PSS	150W	100~277V	22500LM	>80	IP65	D309*H156
HB200CE4H-PSS	200W	100~277V	30000LM	>80	IP65	D354*H161

Packing



Model	Outer Carton(mm)			QTY / CTN	NW/CTN	GW/CTN
HB100CE0H-PSS	305	305	145	1	1.80	2.30
HB120CE2H-PSS	365	365	150	1	2.20	3.00
HB150CE2H-PSS	365	365	150	1	2.20	3.00
HB200CE4H-PSS	410	410	155	1	2.90	3.90